




# SPEDO IN-RROW CULTIVATORS

IN-RROW IMPLEMENT FOR NARROW ROW VINEYARDS

## UNLOCK YOUR VINEYARD'S POTENTIAL.

Very effective tools for under vine maintenance. The Rotary Hoe undercuts weeds, while at the same time loosening and turning back the soil. The tools hydraulically retract around the base of the vine without damage. The unit was developed for one side weeding only, so as to operate at higher speeds with safe, accurate control. Also, standard is a remote control joystick which allows the operator to retract the tools when required. Many options available.

Model M1TR5115J




Shown with optional  
Rotary Hoes & Gauge Wheel



# IN-ROW CULTIVATORS WITH 5 IMPLEMENTS

## FEATURES

- Cat. I or II, 3-point hitch
- Double tubing main frame
- Hydraulic sliding tube to adjust for different row widths
- Sensor rod for automatic implement retraction
- Double acting hydraulic power for retraction system
- Joystick control from tractor seat for tool retraction when necessary
- Parking stand
- For row widths 5 to 9 feet
- Self-contained hydraulic system, PTO driven, 450 R.P.M. maximum PTO speed
- Oil reservoir, pump and oil cooler
- Hydraulic blade tilt
- All required hoses are included
- Add tools to complete unit




Rotary Hoe - 16"



Flail Mower - 20"



Rotary Mower - 24"



String Mower - 24"

## OPTIONS

- Rotary Hoe - 16", retractable - the most popular attachment, guaranteed to till the row line no matter how hard the ground
- Flail Mower - 20", retractable - controls weeds and grass year round. Material left in the row line, for added mulch
- Rotary Mower - 24", retractable - controls tall weeds and grass without the use of chemicals
- String Mower - 24", retractable - weeds and removes trunk suckers from the grapevines
- Blade, 24" or 31" w/coulter, retractable - maintains row line by undercutting weeds and loosening the soil.



Blade - 24" w/coulter

## SPECIFICATIONS

Model #	Description	Row Widths	Weight
M1TR5115J	In-Row Cultivator, 1 row, less implements	5' to 9'	800 lbs.



FORM #SF0004-25

13477 Benson Ave. Chino, CA 91710 | 909/548-4848 | sales@gearmore.com